

Portfolio

ARCH 4526 - ARCHITECTURAL COMMUNICATIONS

FALL 2020

JUSTINE DUPONT

The following portfolio presents the work that I have made for the assignments given in the course ARCH 4526 – Architectural Communications. Using various software, the goal of this course was for us to develop the critical and design thinking skills used to create compelling documentation to present architectural projects, ideas and concepts with efficiency and clarity.

Each assignment presents a different approach to visual communication through distinct techniques – analog tools, 3d modelling, renderings, or digital illustration.

Table of contents	A01 – (de)liberate, p01	04
	A01 – (de)liberate, p02 + p03	06
	A02 – Ice Station 2.0	08
	A03 – Frame	10
	A04 – Sketchbook	12

A01

A01 – (de)liberate, p01

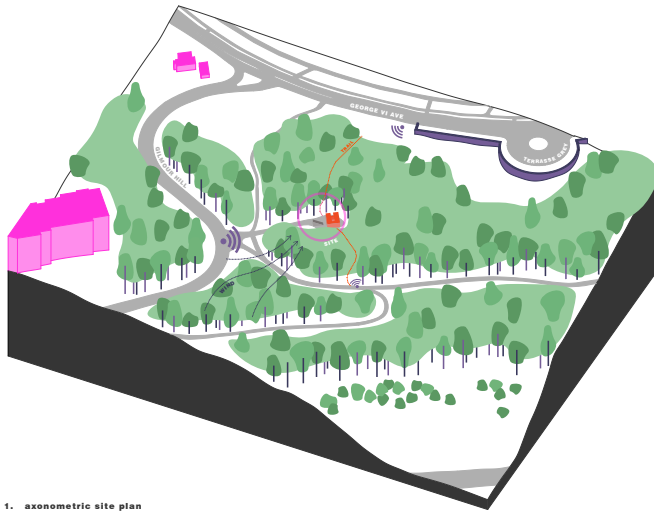
The goal of this first assignment was to create two one-point perspectives, each presenting an interior contemplative space with distinct qualities. In my case, I decided to play with several mediums to create my images, while mixing the techniques of drawing and collage – I used paper, pencil, soft pastel, gel pen, glue, as well as real flowers, herbs, and twigs.



A01

A01 – (de)liberate, p02 + p03


Drawing inspiration from the space that we had created in the first part of this assignment, we then had to design a building with a contemplative vocation. The building also needed to be sensible to its environment and integrate several passive strategies in its design, as it was also going to be used in the course ARCH 2306 – Design for Climate Change. We had to produce an axonometric site plan, a perspectival plan and two sections, as well as four renderings for the second part of the assignment. For the third and last part, we had to refine our drawings and integrate the comments and feedback we had received from the second part.



1. axonometric site plan



2. winter views




3. summer views

**PAVILLON
CONTEMPLATIF**
(de)liberate - part 03
arch 4526

LE JARDIN D'HIVER

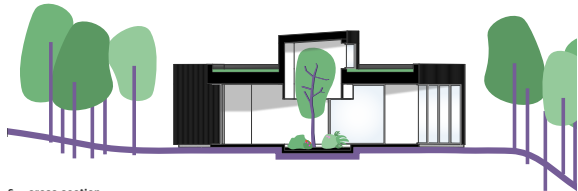
plaines d'abraham - québec
dominique labelle + justine dupont



4. floor plan



5. longitudinal section

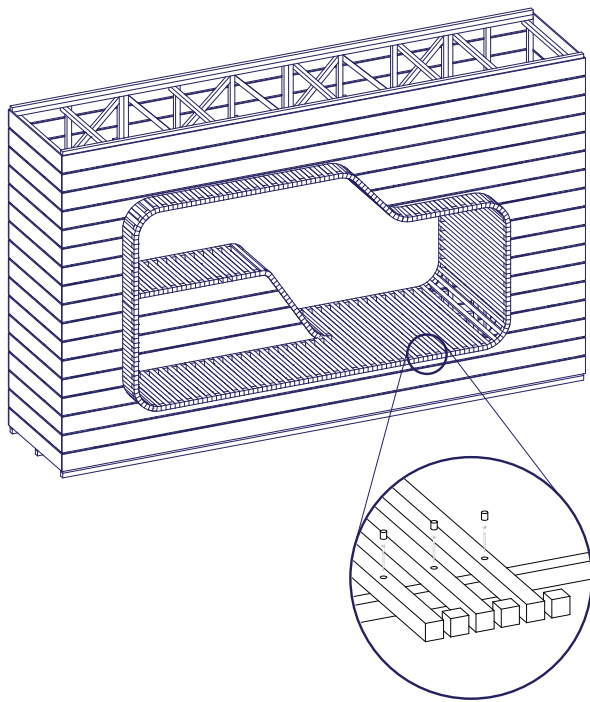


6. cross section

A02

A02 – Ice Station 2.0


In this assignment, we had to 3d model in Rhino the ice station we had built in first year studio, while slightly altering its design. We then had to create linework drawings presenting the ice station and how it was built.



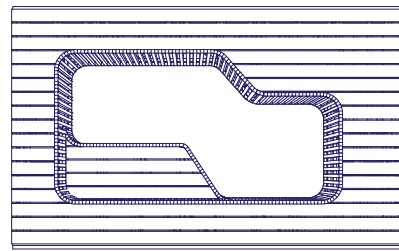
Detail
1:5

ICE STATION 2.0


Arch 4526 - Architectural Communications
By Justine Dupont



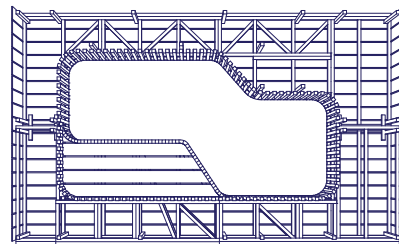
Plan
1:25



Elevation
1:25



Elevation
1:25



Long-section
1:25

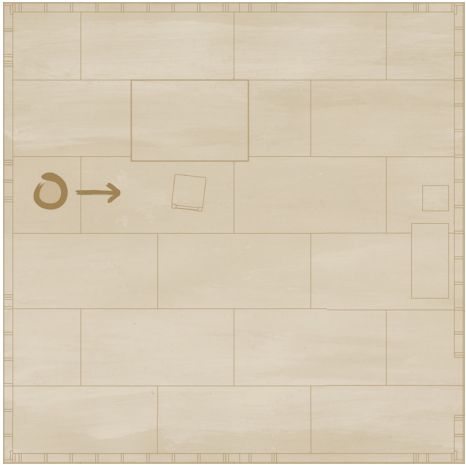


Cross-section
1:25

A03

A03 – Frame

For the third assignment, we had to use the 3d Rhino model of a basic light wood structure already made for the course ARCH 2316 – Structures 1: Wood. We had to create a plan and an interior rendering of said structure, while using an image of our choosing as a precedent for aesthetic and spatial qualities. I chose one of my favourite paintings my Henri Matisse, L'Atelier Rouge.



A03 - FRAME

ARCH 4526 BY JUSTINE DUPONT


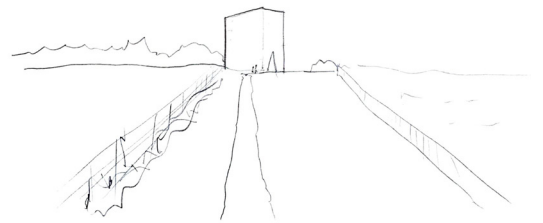
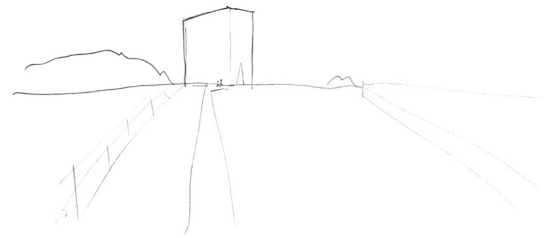

Henri Matisse, *L'Atelier Rouge*, 1911, oil on canvas, 162 x 130 cm,
The Museum of Modern Art, New York City.




*"The artist enters his own artwork and inhabits his famous Red Studio,
in a parallel reality saturated with creativity & colour."*

























A04

A04 – Sketchbook

This assignment was made of several sketching exercises given to us throughout the semester. All of them were to be realized in our sketchbook, and we had to select five of them to turn in. I selected exercise 01, 05, 07, 08 and 09.





	1	2	3	4	5	6
A						
B						
C						
D						
E	